

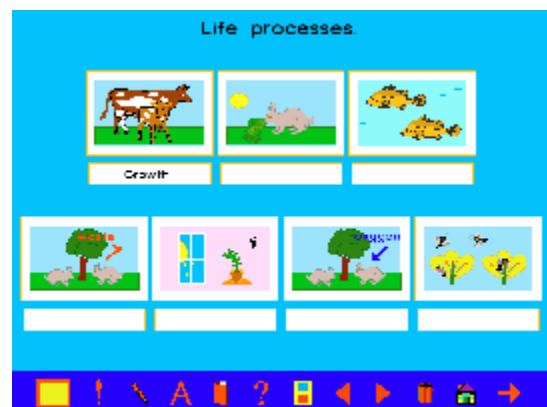


LIVING THINGS IN THEIR ENVIRONMENT:

This pack consists of a collection of 28 support screens for 'My World for Windows', 'My World 3' or 'Textease', giving a range of activities on life processes, food chains, microbes, adapting to the habitat and following keys.

It supports many of the National Curriculum requirements for Key Stage 2 relating to Living things in their environment.

All the screens have word or picture panels or both, which are accessed via buttons. They also have task, answer and research panels, the latter being an additional feature for the KS2 titles.



THE SCREENS:

1. Life processes - a labelling activity.
2. Plants need light - putting pictures in the right places and labelling.
3. Food chains - putting pictures in the right places.
4. More food chains - completing food chains or forming new ones.
5. Feeding relationships - labelling and free writing.
6. A number pyramid - completing and labelling the pyramid.
7. Another number pyramid - completing and labelling the pyramid.
8. Making a number pyramid - using blocks to create a number pyramid.
9. A food web - forming food chains and free writing.
10. Another food web - labelling and free writing.
11. How energy flows through a food chain - labelling and free writing.
12. The fate of the rest of the energy - labelling and free writing.
13. Micro-organisms - sentence construction.
14. Some micro-organisms cause disease - labelling and free writing.
15. Useful micro-organisms - a labelling activity.
16. Making compost - diagram completion and free writing.
17. Living things in their habitat - grouping and free writing.
18. Adapting to the habitat - matching descriptions with pictures.
- 19 - 26. What is it? - using keys to identify organisms.
27. How many are there? - a sampling and recording activity.
28. How many are there? - a sampling and recording activity.

FORMATS:

The My World format self installs. Textease users must copy the HabitatsTex folder to the hard drive, then create a shortcut on the desktop to the opening file, 1Habitat.

The My World installer should install 'Ysgol 2. Textease users should click on the exe. file within the Fonts folder and follow the instructions to install 'Ysgol 2'

© Clic 2003

PLEASE TELL OTHERS IF YOU LIKE OUR PRODUCTS. PLEASE TELL US IF THERE IS ANYTHING YOU DON'T LIKE ABOUT OUR PRODUCTS.

Clic, Bwthyn Y Glyn, Nant Y Garth, Y Felinheli, Gwynedd. LL56 4QB Tel: 01248 671093
Fax 01248 679295 e-mail info@clisoft.co.uk CONTACT: Gaynor or Thomas Perry.