
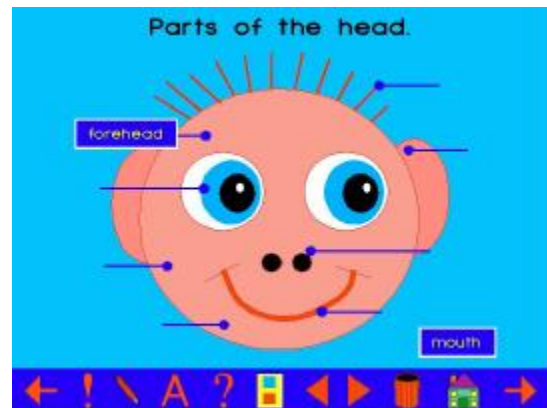



LIFE PROCESSES AND LIVING THINGS:

This pack consists of a collection of 24 **support** screens for 'My World for Windows', 'My World 3' or 'Textease', giving a range of activities on living things, including the human body, plants and habitats.

It supports many of the National Curriculum requirements for Key Stage 1 relating to Life processes and living things.



THE SCREENS:

1. ALIVE AND NOT ALIVE: - a sorting activity.
2. ALIVE AND NOT ALIVE: - a sorting activity.
3. ANIMALS AND PLANTS: - a sorting activity.
4. ANIMALS AND PLANTS:- a sorting activity.
5. THE LIFE CYCLE OF A FROG: - putting pictures in the right order.
6. PARTS OF THE BODY: - labelling the body.
7. PARTS OF THE HEAD: - labelling the head.
8. ALIKE AND NOT ALIKE:- matching cards.
9. ALIKE AND NOT ALIKE:- putting pictures in the right places.
10. GROWING UP: -- matching cards.
11. INSIDE THE BODY: - taking the picture apart and putting it back together.
12. THE SENSES: - matching cards.
13. FOOD:- putting pictures in the right places.
14. WHAT SHALL WE EAT? - choosing foods to put on one or more plates.
15. MENU: - complete the menu with words and / or pictures.
16. A FLOWERING PLANT: labelling the plant.
17. GROWING SEEDS:- putting pictures in the right order.
18. GROWING BULBS: - putting pictures in the right order.
19. GROWING PLANTS: - putting pictures in the right order.
20. GROWING A BEAN SEED:- putting pictures in the right order.
21. GROWING A BEAN SEED: - putting pictures in the right order.
22. GROUPING LIVING THINGS: - sorting pictures into boxes.
- 23 GROUPING LIVING THINGS:- sorting pictures into boxes.
24. A NEW SCREEN: - Choose from six categories to design a new screen. Click on the Word, Help and Resource buttons to open the choice panels. The choices are:- Frogs, Food, The body, Alive? and Plants.

FORMATS:

The My World format self installs. Textease users must copy the LifeTex folder to the hard drive, then create a shortcut on the desktop to the opening file, 1Life.

The My World installer should install 'Ysgol 2. Textease users should click on the exe. file within the Fonts folder and follow the instructions to install 'Ysgol 2'

© Clic 2003

PLEASE TELL OTHERS IF YOU LIKE OUR PRODUCTS. PLEASE TELL US IF THERE IS ANYTHING YOU DON'T LIKE ABOUT OUR PRODUCTS.

Clic, Bwthyn Y Glyn, Nant Y Garth, Y Felinheli, Gwynedd. LL56 4QB Tel: 01248 671093
Fax 01248 679295 e-mail info@clicsoft.co.uk CONTACT: Gaynor or Thomas Perry.