




LIGHT AND SOUND:

This pack consists of a collection of 25 support screens for 'My World for Windows', 'My World 3' or 'Textease', giving a range of activities on light and sound including light sources, reflecting light, shadows, seeing, hearing, sound waves, the position of the Sun during the day, the Moon and the Solar system.

It supports many of the National Curriculum requirements for Key Stage 2 relating to Light, Sound & The Earth and beyond.

All the screens have word or picture panels or both, which are accessed via buttons. They also have task, answer and research panels, the latter being an additional feature for the KS2 titles.



THE SCREENS:

1. Light sources - a grouping activity.
2. Producing and reflecting light - a sorting activity.
3. Shadows - dragging and sentence building.
4. How mirrors work - flipping graphics and free writing.
5. Light enters our eyes - descriptive and sentence building.
6. How the eyes respond to light - sentence building.
7. Seeing things an information screen.
8. The parts of the eye - matching parts and functions.
9. Hearing things - an information screen.
10. The parts of the ear - matching parts and functions.
11. Sound waves - sentence building.
12. High and low pitch - sorting and sentence building.
13. Loud and quiet - sorting and sentence building.
14. Changing pitch and loudness - sorting and free writing.
15. Sound wave patterns - sorting.
16. Regular occurrences - sorting or free writing.
17. Day and night - sorting and sentence building.
18. Does the sun change position? adding text and sentence building.
19. How shadows change during the day - sorting and sentence building.
20. Investigating shadows. investigative and free writing.
21. The Sun, Earth and Moon - adding text.
22. The phases of the Moon - sorting.
23. Periodic changes - sentence building / free writing.
24. The planets - fact finding and adding text.
25. Which planets - completing a table.

FORMATS:

The My World format self installs. Textease users must copy the LightTex folder to the hard drive, then create a shortcut on the desktop to the opening file, 1Light.

The My World installer should install 'Ysgol 2. Textease users should click on the exe. file within the Fonts folder and follow the instructions to install 'Ysgol 2'

© Clic 2003

PLEASE TELL OTHERS IF YOU LIKE OUR PRODUCTS. PLEASE TELL US IF THERE IS ANYTHING YOU DON'T LIKE ABOUT OUR PRODUCTS.

Clic, Bwthyn Y Glyn, Nant Y Garth, Y Felinheli, Gwynedd. LL56 4QB Tel: 01248 671093
Fax 01248 679295 e-mail info@clisoft.co.uk CONTACT: Gaynor or Thomas Perry.