





MATERIALS AND THEIR PROPERTIES:

This pack consists of a collection of 25 support screens for 'My World for Windows', 'My World 3' or 'Textease', giving a range of activities on grouping materials, separating materials and changing materials.

It supports many of the National Curriculum requirements for Key Stage 2 relating to Materials and their properties.

All the screens have word or picture panels or both, which are accessed via buttons. They also have task, answer and research panels, the latter being an additional feature for the KS2 titles.



THE SCREENS:

1. Grouping materials - sorting materials into gases, liquids and solids.
2. Grouping materials - sorting according to shape and volume.
3. The water cycle - completing diagram, adding text and free writing.
4. What is the temperature? - a measuring activity.
5. Soil profiles - completing a diagram, adding text and free writing.
6. Soil under the microscope - a sorting activity.
7. Classifying soil particles - estimating particle size and adding text.
8. Investigating soil drainage - predicting the result and free writing.
9. Results of the investigation - completing the table and writing a report.
10. How rocks formed - making a series of fact sheets or free writing
11. Identifying rocks and stones - adding text and free writing.
12. Grouping materials - listing and free writing.
13. Thermal conductors and insulators - completing a table and free writing.
14. Electrical conductors and insulating - completing a table and free writing.
15. Properties of materials - completing a table.
16. Materials and their uses - completing a table.
- 17 - 20. Separating materials - prediction plus free writing.
21. Sort the sentences out - more practice with separating materials.
22. Dissolving materials - adding text
23. Soluble and insoluble - adding text and completing a table.
24. Changing materials - sentence sorting.
25. Changes that cannot be reversed - adding text and completing a table.

FORMATS:

The My World format self installs. Textease users must copy the MaterialsTex folder to the hard drive, then create a shortcut on the desktop to the opening file, 1Matter.

The My World installer should install 'Ysgol 2. Textease users should click on the exe. file within the Fonts folder and follow the instructions to install 'Ysgol 2'

© Clic 2003

PLEASE TELL OTHERS IF YOU LIKE OUR PRODUCTS. PLEASE TELL US IF THERE IS ANYTHING YOU DON'T LIKE ABOUT OUR PRODUCTS.

Clic, Bwthyn Y Glyn, Nant Y Garth, Y Felinheli, Gwynedd. LL56 4QB Tel: 01248 671093
Fax 01248 679295 e-mail info@clisoft.co.uk CONTACT: Gaynor or Thomas Perry.